

ICAPITAL.BIZ BERHAD (674900-X)
CONDENSED STATEMENT OF FINANCIAL POSITION
AS AT 31 MAY 2020

	UNAUDITED AS AT 31/05/2020 RM'000	AUDITED AS AT 31/05/2019 RM'000
ASSETS		
Non-current assets		
Investments (Note 1)	137,754	152,412
Current assets		
Other receivables, deposit and prepayments	1,376	2,024
Tax recoverable	153	97
Short term deposits	254,972	279,147
Bank balance	951	17,004
	<u>257,452</u>	<u>298,272</u>
TOTAL ASSETS	<u>395,206</u>	<u>450,684</u>
EQUITY AND LIABILITIES		
Equity		
Share capital	140,000	140,000
Reserves (loss)/gain	(33,705)	18,982
Retained profits	288,013	291,226
Total equity attributable to owners of the Company	<u>394,308</u>	<u>450,208</u>
Current liabilities		
Other payables and accruals	898	476
TOTAL LIABILITIES	<u>898</u>	<u>476</u>
TOTAL EQUITY AND LIABILITIES	<u>395,206</u>	<u>450,684</u>
Net asset value per share (RM) (Note 2)	2.82	3.22

Notes:-

- Investments shown here as at 31 May 2020 are taken at market value.
- The net asset value per share of the Company is calculated based on the net assets at the end of the reporting period of RM394,308,527 (31.05.2019 : RM450,208,147) divided by the number of shares in issue at the end of the reporting period of 140,000,000 (31.05.2019 : 140,000,000).

ICAPITAL.BIZ BERHAD (674900-X)
 CONDENSED STATEMENT OF PROFIT OR LOSS
 FOR THE QUARTER AND YEAR TO DATE ENDED 31 MAY 2020

	INDIVIDUAL QUARTER*		CUMULATIVE QUARTER**	
	CURRENT YEAR QUARTER 31/05/2020 RM'000	PRECEDING YEAR CORRESPONDING QUARTER 31/05/2019 RM'000	CURRENT YEAR TO DATE 31/05/2020 RM'000	PRECEDING YEAR CORRESPONDING PERIOD 31/05/2019 RM'000
Revenue (Note B1)	2,258	3,317	12,760	14,726
Operating expenses (Note B1)				
- Professional fees and other operating expenses	(1,738)	(2,201)	(14,489)	(8,656)
Profit/(loss) before taxation	520	1,116	(1,729)	6,070
Taxation (Note B5)	(357)	(516)	(1,869)	(2,056)
Profit/(loss) after taxation	163	600	(3,598)	4,014
Earnings per share (sen)				
- Basic (Note B10)	0.12	0.43	(2.57)	2.87
- Diluted (Note B10)	0.12	0.43	(2.57)	2.87

* 4th Quarter

** For the 12 months of the financial year

(The Condensed Statement of Profit or Loss should be read in conjunction with the Annual Financial Report for the year ended 31 May 2019)

ICAPITAL.BIZ BERHAD (674900-X)
 CONDENSED STATEMENT OF COMPREHENSIVE INCOME
 FOR THE YEAR ENDED 31 MAY 2020

	INDIVIDUAL QUARTER*		CUMULATIVE QUARTER**	
	CURRENT YEAR QUARTER 31/05/2020 RM'000	PRECEDING YEAR CORRESPONDING QUARTER 31/05/2019 RM'000	CURRENT YEAR TO DATE 31/05/2020 RM'000	PRECEDING YEAR CORRESPONDING PERIOD 31/05/2019 RM'000
Profit/(loss) for the period/year	163	600	(3,598)	4,014
Other comprehensive expense:				
Items that may be recycled to Retained Profits:				
Net fair value changes in investments	(29,043)	(8,741)	(52,302)	(52,501)
Total comprehensive loss for the period/year	(28,880)	(8,141)	(55,900)	(48,487)

* 4th Quarter

** For the 12 months of the financial year

(The Condensed Statement of Profit or Loss should be read in conjunction with the Annual Financial Report for the year ended 31 May 2019)

ICAPITAL.BIZ BERHAD (674900-X)
CONDENSED STATEMENT OF CHANGES IN EQUITY
FOR THE YEAR ENDED 31 MAY 2020

	<i>Non-distributable</i>	<i>Distributable</i>		
	Share Capital RM'000	FVOCI Reserve RM'000	Retained Profits RM'000	
			Total Equity RM'000	
At 31.05.2018/01.06.2018	140,000	114,021	244,674	498,695
Changes in accounting policies	-	(22,030)	22,030	-
At 01.06.2018 as restated	140,000	91,991	266,704	498,695
Profit after taxation	-	-	4,014	4,014
Other comprehensive expense:				
-Fair value changes of equity instruments	-	(52,501)	-	(52,501)
Total comprehensive (loss)/income for the year	-	(52,501)	4,014	(48,487)
Gain arising from disposal of investments recycled to retained profits	-	(20,508)	20,508	-
At 31.05.2019	140,000	18,982	291,226	450,208
At 31.05.2019/01.06.2019	140,000	18,982	291,226	450,208
Loss after taxation	-	-	(3,598)	(3,598)
Other comprehensive expense:				
-Fair value changes of equity instruments	-	(52,302)	-	(52,302)
Total comprehensive loss for the year	-	(52,302)	(3,598)	(55,900)
Gain arising from disposal of investments recycled to retained profits	-	(385)	385	-
At 31.05.2020	140,000	(33,705)	288,013	394,308

(The Condensed Statement of Changes in Equity should be read in conjunction with the Annual Financial Report for the year ended 31 May 2019)

ICAPITAL.BIZ BERHAD (674900-X)
CONDENSED STATEMENT OF CASH FLOW
FOR THE YEAR ENDED 31 MAY 2020

	12 MONTHS ENDED 31/05/2020 RM'000	12 MONTHS ENDED 31/05/2019 RM'000
CASH FLOWS FROM/(FOR) OPERATING ACTIVITIES		
(Loss)/profit before taxation	(1,729)	6,070
Decrease in other receivables, deposit and prepayments	648	614
Increase in other payables and accruals	422	58
Proceeds from disposal of quoted investments	2,177	40,140
Purchase of quoted investments	(39,821)	(31,726)
CASH (FOR)/FROM OPERATIONS	(38,303)	15,156
Taxes paid	(1,925)	(2,173)
NET CASH (FOR)/FROM OPERATING ACTIVITIES	(40,228)	12,983
NET CASH FROM INVESTING ACTIVITY		
Decrease in short-term deposits with tenure more than 3 months	167,012	61,191
NET INCREASE IN CASH AND CASH EQUIVALENTS	126,784	74,174
CASH AND CASH EQUIVALENTS AS AT 1 JUNE	129,139	54,965
CASH AND CASH EQUIVALENTS AT END OF THE YEAR	255,923	129,139

(The Condensed Statement of Cash Flow should be read in conjunction with the Annual Financial Report for the year ended 31 May 2019)

PART A - EXPLANATORY NOTES

A1 Basis of preparation

The condensed interim financial statements, other than for financial instruments have been prepared under the historical cost convention.

This Condensed Report has also been prepared in accordance with the requirements of MFRS 134 *Interim Financial Reporting*, International Accounting Standard (IAS) 34 *Interim Financial Reporting* and paragraph 9.22 of the Main Market Listing Requirements of Bursa Malaysia Securities Berhad.

This Condensed Report should be read in conjunction with the audited financial statements of the Company for the financial year ended 31 May 2019. These explanatory notes provide an explanation of events and transactions that are significant to an understanding of the changes in the financial position and performance of the Company since the year ended 31 May 2019.

A2 Significant accounting policies

2.1 Changes in accounting policies

During the current financial year, the Company has adopted the following new accounting standards and/or interpretations (including the consequential amendments, if any):-

MFRSs and/or IC Interpretations (Including The Consequential Amendments)

MFRS 9 Financial Instruments (IFRS 9 as issued by IASB in July 2014)

MFRS 15 Revenue from Contracts with Customers

MFRS 16 Leases

IC Interpretation 22 Foreign Currency Transactions and Advance Consideration

IC Interpretation 23 Uncertainty Over Income Tax Treatments

Amendments to MFRS 2: Classification and Measurement of Share-based Payment Transactions

Amendments to MFRS 4: Applying MFRS 9 Financial Instruments with MFRS 4 Insurance Contracts

Amendments to MFRS 9: Prepayment Features with Negative Compensation

Amendments to MFRS 15: Effective Date of MFRS 15

Amendments to MFRS 15: Clarifications to MFRS 15 'Revenue from Contracts with Customers'

Amendments to MFRS 119: Plan Amendment, Curtailment or Settlement

Amendments to MFRS 128: Long-term Interests in Associates and Joint Ventures

Amendments to MFRS 140 – Transfers of Investment Property

Annual Improvements to MFRS Standards 2014 – 2016 Cycles:

-Amendments to MFRS 1: Deletion of Short-term Exemptions for the First-time Adopters

-Amendments to MFRS 128: Measuring an Associate or Joint Venture at Fair Value

Annual Improvements to MFRS Standards 2015 – 2017 Cycles

The adoption of the above accounting standards and/or interpretations (including the consequential amendments, if any) did not have any material impact on the Company's financial statements except as follows:-

MFRS 9 introduces a new classification and measurement requirements for financial assets that reflects the business model in which the financial assets are managed and their cash flow characteristics. MFRS 9 contains 3 principal classification categories for financial assets i.e. measured at amortised cost, fair value through profit or loss, fair value through other comprehensive income and eliminates the previous categories of held of maturity, loans and receivables and available-for-sale financial assets. In addition, MFRS 9 replaces the 'incurred loss' model in MFRS 139 with the 'expected credit loss' model. This new impairment approach is forward-looking and eliminates the need for a trigger event to have occurred before credit losses are recognised.

The Company has not applied in advance the following accounting standards and/or interpretations (including the consequential amendments, if any) that have been issued by the Malaysian Accounting Standards Board ("MASB") but are not yet effective for the current financial year:-

A2 Significant accounting policies (con't)

2.1 Changes in accounting policies (con't)

MFRSs and/or IC Interpretations (Including The Consequential Amendments) (con't)	Effective Date
MFRS 17 Insurance Contracts	1 January 2021
Amendments to MFRS 3: Definition of a Business	1 January 2020
Amendments to MFRS 10 and MFRS 128: Sale or Contribution of Assets between an Investor and its Associate or Joint Venture	Deferred
Amendments to MFRS 101 and MFRS 108: Definition of Material	1 January 2020
Amendments to References to the Conceptual Framework in MFRS Standards	1 January 2020

The adoption of the above accounting standards and/or interpretations (including the consequential amendments, if any) is expected to have no material impact on the financial statements of the Company upon their initial application except as follows:-

MFRS 16 sets out the principles for the recognition, measurement, presentation and disclosure of leases and will replace the current guidance on lease accounting when it becomes effective. Under MFRS 16, the classification of leases as either finance leases or operating leases is eliminated for lessees. All lessees are required to recognize their leased assets and the related lease obligations in the statement of financial position (with limited exceptions). The leased assets are subject to depreciation and the interest on lease liabilities are calculated using the effective interest method. The Company is currently assessing the financial impact that may arise from the adoption of this standard.

2.2 Critical Accounting Estimates and Judgements

Key Sources of Estimation Uncertainty

Management believes that there are no key assumptions made concerning the future, and other key sources of estimation uncertainty at the reporting date, that have a significant risk of causing a material adjustment to the carrying amounts of assets and liabilities within the next financial year other than as disclosed below:-

(a) Impairment of Non-Trade Receivables

The loss allowances for non-trade financial assets are based on assumptions about risk of default and expected loss rates. The Company uses judgement in making these assumptions and selecting appropriate inputs to the impairment calculation, based on the past payment trends, existing market conditions as well as forward-looking estimates at the end of each reporting period. The carrying amount of other receivables as at the reporting date is disclosed in Note 6 to the financial statements.

(b) Income Taxes

There are certain transactions and computations for which the ultimate tax determination may be different from the initial estimate. The Company recognises tax liabilities based on its understanding of the prevailing tax laws and estimates of whether such taxes will be due in the ordinary course of business. Where the final outcome of these matters is different from the amounts that were initially recognised, such difference will impact the income tax expense and deferred tax balances in the period in which such determination is made.

2.3 Functional and Presentation Currency

The functional currency of the Company is the currency of the primary economic environment in which the Company operates.

The financial statements of the Company are presented in Ringgit Malaysia ("RM") which is the functional and presentation currency.

A2 Significant accounting policies (con't)

2.4 Financial Instruments

Financial assets and financial liabilities are recognised in the statement of financial position when the Company has become a party to the contractual provisions of the instruments.

Financial instruments are classified as financial assets, financial liabilities or equity instruments in accordance with the substance of the contractual arrangement and their definitions in MFRS 132. Interest, dividends, gains and losses relating to a financial instrument classified as a liability are reported as an expense or income. Distributions to holders of financial instruments classified as equity are charged directly to equity.

Financial instruments are offset when the Company has a legally enforceable right to offset and intends to settle either on a net basis or to realise the asset and settle the liability simultaneously.

A financial instrument is recognised initially at its fair value (other than trade receivables without significant financing component which are measured at transaction price as defined in MFRS 15 - Revenue from Contracts with Customers at inception). Transaction costs that are directly attributable to the acquisition or issue of the financial instrument (other than a financial instrument at fair value through profit or loss) are added to/deducted from the fair value on initial recognition, as appropriate. Transaction costs on the financial instrument at fair value through profit or loss are recognised immediately in profit or loss.

Financial instruments recognised in the statement of financial position are disclosed in the individual policy statement associated with each item.

(a) Financial Assets

All recognised financial assets are measured subsequently in their entirety at either amortised cost or fair value (through profit or loss, or other comprehensive income), depending on the classification of the financial assets.

Debt Instruments

(i) Amortised Cost

The financial asset is held for collection of contractual cash flows where those cash flows represent solely payments of principal and interest. Interest income is recognised by applying the effective interest rate to the gross carrying amount of the financial asset. When the asset has subsequently become credit-impaired, the interest income is recognised by applying the effective interest rate to the amortised cost of the financial asset.

The effective interest method is a method of calculating the amortised cost of a financial asset and of allocating interest income over the relevant period. The effective interest rate is the rate that discounts estimated future cash receipts (including all fees and points paid or received that form an integral part of the effective interest rate, transaction costs and other premiums or discounts), excluding expected credit losses, through the expected life of the financial asset or a shorter period (where appropriate).

(ii) Fair Value through Other Comprehensive Income

The financial asset is held for both collecting contractual cash flows and selling the financial asset, where the asset's cash flows represent solely payments of principal and interest. Movements in the carrying amount are taken through other comprehensive income and accumulated in the fair value reserve, except for the recognition of impairment, interest income and foreign exchange difference which are recognised directly in profit or loss. Interest income is calculated using the effective interest rate method.

(iii) Fair Value through Profit or Loss

All other financial assets that do not meet the criteria for amortised cost or fair value through other comprehensive income are measured at fair value through profit or loss.

The Company reclassifies debt instruments when and only when its business model for managing those assets change.

A2 Significant accounting policies (con't)

2.4 Financial Instruments (con't)

(a) Financial Assets (con't)

Equity Instruments

All equity investments are subsequently measured at fair value with gains and losses recognised in profit or loss except where the Company has elected to present the subsequent changes in fair value in other comprehensive income and accumulated in the fair value reserve at initial recognition.

The designation at fair value through other comprehensive income is not permitted if the equity investment is either held for trading or is designated to eliminate or significantly reduce a measurement or recognition inconsistency that would otherwise arise.

Dividend income from this category of financial assets is recognised in profit or loss when the Company's right to receive payment is established unless the dividends clearly represent a recovery of part of the cost of the equity investments.

(b) Financial Liabilities

(i) Financial Liabilities at Fair Value through Profit or Loss

Fair value through profit or loss category comprises financial liabilities that are either held for trading or are designated to eliminate or significantly reduce a measurement or recognition inconsistency that would otherwise arise. The changes in fair value of these financial liabilities are recognised in profit or loss.

(ii) Other Financial Liabilities

Other financial liabilities are subsequently measured at amortised cost using the effective interest method.

The effective interest method is a method of calculating the amortised cost of a financial liability and of allocating interest expense over the relevant period. The effective interest rate is the rate that exactly discounts estimated future cash payments (including all fees and points paid or received that form an integral part of the effective interest rate, transaction costs and other premiums or discounts), through the expected life of the financial liability or a shorter period (where appropriate).

(c) Equity Instruments

Equity instruments classified as equity are measured initially at cost and are not remeasured subsequently.

Ordinary Shares

Ordinary shares are classified as equity and recorded at the proceeds received, net of directly attributable transaction costs.

Dividends on ordinary shares are recognised as liabilities when approved for appropriation.

(d) Derecognition

A financial asset or part of it is derecognised when, and only when, the contractual rights to the cash flows from the financial asset expire or when it transfers the financial asset and substantially all the risks and rewards of ownership of the asset to another entity. On derecognition of a financial asset measured at amortised cost, the difference between the carrying amount of the asset and the sum of the consideration received and receivable is recognised in profit or loss. In addition, on derecognition of a debt instrument classified as fair value through other comprehensive income, the cumulative gain or loss previously accumulated in the fair value reserve is reclassified from equity to profit or loss. In contrast, there is no subsequent reclassification of the fair value reserve to profit or loss following the derecognition of an equity investment.

A2 Significant accounting policies (con't)

2.4 Financial Instruments (con't)

(d) Derecognition (con't)

A financial liability or a part of it is derecognised when, and only when, the obligation specified in the contract is discharged or cancelled or expires. On derecognition of a financial liability, the difference between the carrying amount of the financial liability extinguished or transferred to another party and the consideration paid, including any non-cash assets transferred or liabilities assumed, is recognised in profit or loss.

2.5 Cash and Cash Equivalents

Cash and cash equivalents comprise cash in hand, bank balances, demand deposits, and short-term, highly liquid investments that are readily convertible to known amounts of cash and which are subject to an insignificant risk of changes in value with original maturity periods of three months or less. For the purpose of the statement of cash flows, cash and cash equivalents are presented net of bank overdrafts.

2.6 Impairment

(a) Impairment of Financial Assets

The Company recognises a loss allowance for expected credit losses on investments in debt instruments that are measured at amortised cost.

The expected credit loss is estimated as the difference between all contractual cash flows that are due to the Company in accordance with the contract and all the cash flows that the Company expects to receive, discounted at the original effective interest rate.

The amount of expected credit losses is updated at each reporting date to reflect changes in credit risk since initial recognition of the respective financial instrument. The Company always recognises lifetime expected credit losses for the trade receivables using the simplified approach. The expected credit losses on these financial assets are estimated using a provision matrix based on the Company's historical credit loss experience and are adjusted for looking-forward information (including time value of money where appropriate).

For all other financial instruments, the Company recognises lifetime expected credit losses when there has been a significant increase in credit risk since initial recognition. However, if the credit risk on the financial instrument has not increased significantly since initial recognition, the Company measures the loss allowance for that financial instrument at an amount equal to 12-month expected credit losses.

The Company recognises an impairment gain or loss in profit or loss for all financial instruments with a corresponding adjustment to their carrying amount through a loss allowance account, except for investments in debt instruments that are measured at fair value through other comprehensive income, for which the loss allowance is recognised in other comprehensive income and accumulated in the fair value reserve, and does not reduce the carrying amount of the financial asset in the statement of financial position.

(b) Impairment of Non-Financial Assets

The carrying values of assets, other than those to which MFRS 136 - Impairment of Assets does not apply, are reviewed at the end of each reporting period for impairment when there is an indication that the assets might be impaired. Impairment is measured by comparing the carrying values of the assets with their recoverable amounts. When the carrying amount of an asset exceeds its recoverable amount, the asset is written down to its recoverable amount and an impairment loss shall be recognised. The recoverable amount of an asset is the higher of the asset's fair value less costs to sell and its value-in-use, which is measured by reference to discounted future cash flows using a pre-tax discount rate that reflects current market assessments of the time value of money and the risks specific to the asset. Where it is not possible to estimate the recoverable amount of an individual asset, the Company estimates the recoverable amount of the cash-generating unit to which the asset belongs.

An impairment loss is recognised in profit or loss.

A2 Significant accounting policies (con't)

2.6 Impairment (con't)

b) Impairment of Non-Financial Assets (con't)

When there is a change in the estimates used to determine the recoverable amount, a subsequent increase in the recoverable amount of an asset is treated as a reversal of the previous impairment loss and is recognised to the extent of the carrying amount of the asset that would have been determined (net of amortisation and depreciation) had no impairment loss been recognised. The reversal is recognised in profit or loss immediately.

2.7 Income Taxes

(a) Current Tax

Current tax assets and liabilities are expected amount of income tax recoverable or payable to the taxation authorities.

Current taxes are measured using tax rates and tax laws that have been enacted or substantively enacted at the end of the reporting period and are recognised in profit or loss except to the extent that the tax relates to items recognised outside profit or loss (either in other comprehensive income or directly in equity).

(b) Deferred Tax

Deferred tax are recognised using the liability method for temporary differences other than those that arise from the initial recognition of an asset or liability in a transaction which is not a business combination and at the time of the transaction, affects neither accounting profit nor taxable profit.

Deferred tax assets and liabilities are measured at the tax rates that are expected to apply in the period when the asset is realised or the liability is settled, based on the tax rates that have been enacted or substantively enacted at the end of the reporting period.

Deferred tax assets are recognised for all deductible temporary differences, unused tax losses and unused tax credits to the extent that it is probable that future taxable profits will be available against which the deductible temporary differences, unused tax losses and unused tax credits can be utilised. The carrying amounts of deferred tax assets are reviewed at the end of each reporting period and reduced to the extent that it is no longer probable that the related tax benefits will be realised.

Current and deferred tax items are recognised in correlation to the underlying transactions either in profit or loss, other comprehensive income or directly in equity.

Current tax assets and liabilities or deferred tax assets and liabilities are offset when there is a legally enforceable right to set off current tax assets against current tax liabilities and when the deferred taxes relate to the same taxable entity (or on different tax entities but they intend to settle current tax assets and liabilities on a net basis) and the same taxation authority.

2.8 Segmental Information

An operating segment is a component of the Company that engages in business activities from which it may earn revenues and incur expenses, including revenues and expenses that relate to transactions with any of the Company's other components. An operating segment's operating results are reviewed regularly by the chief operating decision maker to make decisions about resources to be allocated to the segment and assess its performance, and for which discrete financial information is available.

2.9 Net Asset Value Per Ordinary Share

Net asset value per ordinary share is calculated by dividing the net assets by the number of ordinary shares issued at the end of the reporting period.

A2 Significant accounting policies (con't)

2.10 Fair Value Measurements

Fair value is the price that would be received to sell an asset or paid to transfer a liability in an orderly transaction between market participants at the measurement date, regardless of whether that price is directly observable or estimated using a valuation technique. The measurement assumes that the transaction takes place either in the principal market or in the absence of a principal market, in the most advantageous market. For non-financial asset, the fair value measurement takes into account a market participant's ability to generate economic benefits by using the asset in its highest and best use or by selling it to another market participant that would use the asset in its highest and best use.

For financial reporting purposes, the fair value measurements are analysed into level 1 to level 3 as follows:-

Level 1: Inputs are quoted prices (unadjusted) in active markets for identical assets or liability that the entity can access at the measurement date;

Level 2: Inputs are inputs, other than quoted prices included within level 1, that are observable for the asset or liability, either directly or indirectly; and

Level 3: Inputs are unobservable inputs for the asset or liability.

The transfer of fair value between levels is determined as of the date of the event or change in circumstances that caused the transfer.

2.11 Revenue from other sources and other operating income

(a) Dividend Income

Dividend income from investment is recognised when the right to receive dividend payment is established.

(b) Interest Income

Interest income is recognised on an accrual basis, based on the effective yield on the investment.

A3 Auditors' opinion on preceding annual financial statements

The Company's Financial Statements for the financial year ended 31 May 2019 were not qualified by the auditors.

A4 Seasonality or cyclical nature of operations

As the Company is a closed-end fund, it is dependent on the performance of the companies in which it has invested.

A5 Individually significant items

There are no significant items affecting the assets, liabilities, equity, net income or cash flows during the current quarter.

A6 Changes in estimates

There were no significant changes in estimates that have a material effect on the current financial year to-date.

A7 Issuances, cancellations, repurchases, resale and repayments of debt and equity securities

There were no issuances, cancellations, repurchases, resale and repayments of debt and equity securities during the current quarter under review.

A8 Dividend paid

There was no dividend paid during the current financial year-to-date.

A9 Segmental reporting

No segmental information is presented as the Company is a closed-end fund and operates primarily in Malaysia.

The Company's investments are managed as a portfolio of equity investments. The fund manager of the Company is responsible for allocating resources for investment in accordance with the overall investment strategies as set out in the prospectus. The fund manager assesses the performance of the investments portfolio and provides updates to the Board of Directors on the financial performance of the Company's investments.

A10 Valuations of property, plant and equipment

No valuation was carried out as the Company does not have any property, plant and equipment.

A11 Subsequent event

There were no materials events subsequent to the end of the interim period reported that have not been reflected in the financial statements for the said period.

A12 Changes in the composition of the Company

There were no changes in the composition of the Company during the current financial year-to-date.

A13 Contingent liabilities or contingent assets

There were no contingent liabilities or contingent assets pending as at the date of this report.

A14 Significant related party transactions

The Company has a related party transaction ("RPT") with Capital Dynamics Asset Management Sdn Bhd ("CDAM"), the Fund Manager of the Company.

In accordance with the requirements in the MMLR, which took effect on 27 January 2015, the provision of investment advisory services by Capital Dynamics Sdn Bhd ("CDSB") to the Fund is regarded as a RPT. CDSB is regarded as a related party because it is a person connected with Capital Dynamics Global Private Limited who is a major shareholder of CDAM.

The amounts transacted with CDAM and CDSB during the current quarter and cumulative year to-date are as follows:-

	Current Quarter Ended		Cumulative Quarter Ended	
	31/05/2020	31/05/2019	31/05/2020	31/05/2019
	RM'000	RM'000	RM'000	RM'000
Fund management fees - CDAM	796	856	3,329	3,596
Investment advisory fees - CDSB	796	856	3,329	3,596

ICAPITAL.BIZ BERHAD (674900-X)
 FINANCIAL REPORT FOR THE PERIOD ENDED 31 MAY 2020
 NOTES TO THE INTERIM FINANCIAL REPORT

PART B - AS REQUIRED BY THE LISTING REQUIREMENTS

B1 Review of performance (Para 9.40)

For the year ended 31 May 2020, the Company recorded a loss before tax of RM1.73 million, compared with profit before tax of RM6.07 million in the preceding year ended 31 May 2019.

As shown in the following table, the loss before tax for the year ended 31 May 2020 was mainly due to recognition of RM6.68 million of dual listing project expenses.

	INDIVIDUAL QUARTER*		CUMULATIVE QUARTER**	
	CURRENT YEAR QUARTER 31/05/2020 RM'000	PRECEDING YEAR CORRESPONDING QUARTER 31/05/2019 RM'000	CURRENT YEAR TO DATE 31/05/2020 RM'000	PRECEDING YEAR CORRESPONDING PERIOD 31/05/2019 RM'000
Revenue Consist of:-				
Interest income	1,760	2,491	8,247	9,826
Dividend income	498	826	4,333	4,900
	2,258	3,317	12,760	14,726
Operating Expenses Consist of:-				
Professional fees and other operating expenses	(1,738)	(2,201)	(14,489)	(8,656)
Profit/(Loss) before taxation	520	1,116	(1,729)	6,070
Taxation	(357)	(516)	(1,869)	(2,056)
Profit/(Loss) after taxation	163	600	(3,598)	4,014
Other comprehensive expense:				
Net fair value changes in investments	(29,043)	(8,741)	(52,302)	(52,501)
Total comprehensive expense for the year	(28,880)	(8,141)	(55,900)	(48,487)

As the Company is a closed-end fund, a better indication of its performance would be the movement of its Net Assets Value ("NAV"). The Company's NAV decreased to RM394.31 million as at 31 May 2020 compared with RM450.21 million as at 31 May 2019 mainly due to negative net fair value changes in investments. This resulted in a reduction of NAV per share as at 31 May 2020 to RM2.82, compared with NAV per share of RM3.22 as at 31 May 2019, a decrease of 12.42%.

	31/05/2020 RM	31/05/2019 RM
Total Net Asset Value	394,308,527	450,208,147
Net Asset Value per share	2.82	3.22
Share Price	2.03	2.42

B2 Comparison with immediate preceding quarter's results

In the fourth quarter ended 31 May 2020, the Company recorded a profit before tax of RM0.52 million, compared to RM5.79 million of loss before tax in the immediate preceding quarter.

The following items are not applicable to the Company:-

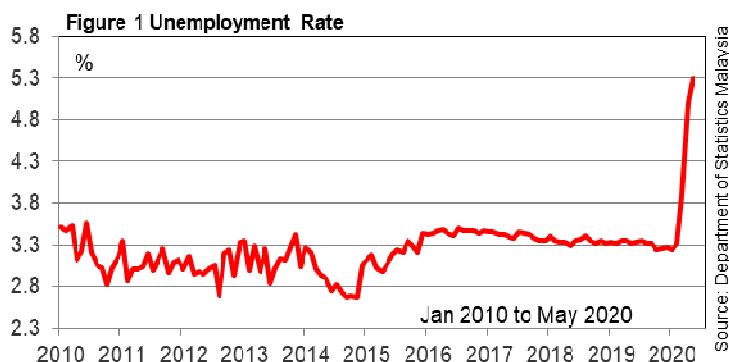
- (a) Interest expense;
- (b) Depreciation and amortization;
- (c) Provision for and write off of receivables;
- (d) Provision for and write off of inventories;
- (e) Gain or loss on disposal of unquoted investments or properties
- (f) Foreign exchange gain or loss;
- (g) Gain or loss on derivatives; and
- (h) Exceptional items (with details).

B3 Commentary by Fund Manager – Prospects Para (9.40)

For top-down/market-timing investors – please read this section.

- The IMF in Jan forecasted global GDP growth of 3.3% for 2020.
- The IMF in April revised its global GDP forecast to contract 3% in 2020.
- In June, the IMF again cut its forecast for the global economy to a horrid 4.9% contraction.
- For the first time since the Great Depression in 1929, both advanced and emerging market economies will be in recession in 2020.
- The IMF described the current crisis as “unlike anything the world has seen before.”
- The Covid-19 pandemic has been identified as the main reason for the huge downward revision in IMF’s forecast. What lies ahead?

In May, the number of unemployed persons in Malaysia surged by 58.9%, year-on-year, causing the non-seasonally adjusted unemployment rate to increase to 5.3% (**figure 1**). Although Malaysia’s May unemployment rate is the highest since the Nineteen Eighties, the said rate is expected to increase further in the coming months as the global economy continues to grapple with the pandemic.



If IMF’s latest dire forecast is realised, this would be the worst economic contraction since the 1929 Great Depression and far worse than the US-led global financial crisis of 2008. Global trade will contract by an astounding 11.9% this year. The IMF cut growth forecasts for all regions and types of economies in 2020 (**table 1**). China is the only economy still expected to experience economic growth this year. As I have been saying for years, China is still the strongest economy in the world.

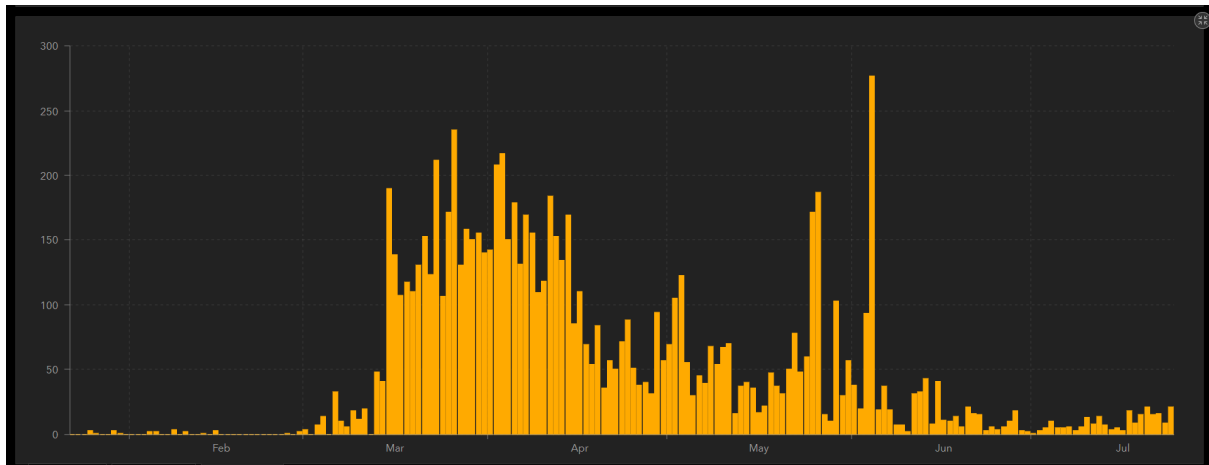
Table 1

Area	2020 projection	2021 projection
World GDP	-4.9	5.4
US	-8.0	4.5
Euro Area	-10.2	6.0
China	1.0	8.2
UK	-10.2	6.3
Japan	-5.8	2.4
Canada	-8.4	4.9
Germany	-7.8	5.4
Brazil	-9.1	3.6
Russia	-6.6	4.1
India	-4.5	6.0

Source : The IMF

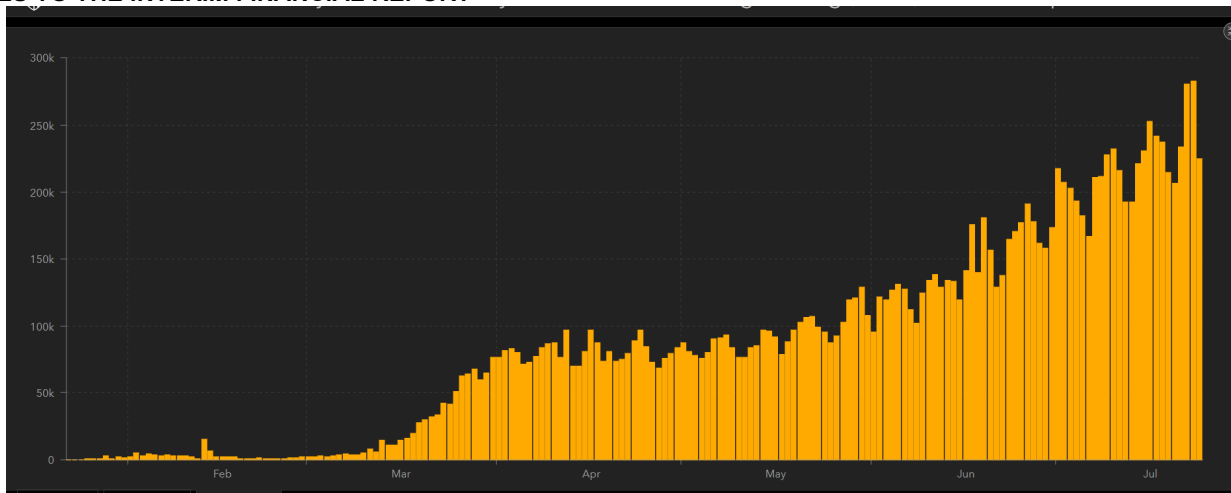
For Malaysia, The World Bank is predicting that the country's GDP would contract by 3.1% in 2020. The World Bank also estimated that Malaysia's fiscal deficit could widen to as much as 7% of GDP, which it said would put the government in a tight spot if the country needs more economic stimulus. The higher fiscal deficit takes into account the RM35 billion Short-Term Economic Recovery Plan (PENJANA) that was unveiled by the Malaysian government on 5 June 2020. What lies ahead for the economy depends a lot on how the pandemic unfolds in the coming months.

Despite the uncertain political landscape created by the sudden resignation of Malaysia's 7th prime minister, Malaysia has handled the ferocious Covid-19 pandemic well. As at 25 July 2020, Malaysia has recorded only 8,884 confirmed cases with 123 fatalities. The daily increase peaked in March 2020 and has since then recorded only small increases (figure 2).



To put this in perspective, Malaysia has a population of 32.365 million. Sweden with a population of only 10.099 million people has 78,997 confirmed cases and 5,697 deaths. The United Kingdom, with 67.886 million or slight more than twice Malaysia's population, has 299,503 confirmed cases and 45,762 deaths. These are 34 times and 374 times larger than Malaysia's respective Covid-19 figures. However, the "honour" must surely belong to Donald Trump. As at 25 July 2020, his United States has nearly 4.2 million confirmed cases and 146,463 deaths, both of which are still expected to rise. As a matter of fact, countries like the United States, Brazil, and India are major contributors to the global increase, which at the time of writing this commentary is nearing 16 million cases with 640,278 deaths.

Although Malaysia has handled the pandemic well so far, the country cannot slip into a state of complacency. On a global basis, the number of daily confirmed cases is still on the rise (figure 3). Some countries that brought the pandemic under control early on are now experiencing a new wave of infections. For example, Hong Kong, Japan and Australia are now witnessing this worrying development.



For long term value investors – please read this section.

icapital.biz Berhad is a Malaysia-focused fund, with an objective of long-term capital appreciation based on the Bamboo value investing philosophy of Capital Dynamics. icapital.biz Berhad is not allowed to sell short, invest in derivatives or undertake any borrowings.

“This thing is different”

Based on Capital Dynamics’ time-tested bamboo value investing, we have successfully managed icapital.biz Berhad through this sudden and unprecedented crisis. While many businesses and investors have suffered severe or complete losses, icapital.biz Berhad is in excellent condition.

Since the pandemic broke out, we have been gradually increasing your Fund’s investment to position it for the longer term. While the KLCI has rebounded nearly 400 points from its low in March 2020, a substantial portion of this came from just 2 glove stocks. Most importantly we need to be mindful of what we are dealing with. *“Nobody in America’s (or the world) ever seen anything else like this,”* said Charlie Munger in an interview with CNBC on 17 April 2020. *“This thing is different. Everybody talks as if they know what’s going to happen, and nobody knows what’s going to happen.”* Charlie Munger added : *“The only question is how big it’s (the recession) going to be and how long it’s going to last. I think we do know that this will pass. But how much damage, and how much recession, and how long it will last, nobody knows.”*

As this year’s AGM approaches, shareowners should watch out for a new round of negative comments on your Fund in the social media. Please be aware of this and not to be misled. "Lies, damned lies, and statistics" is a phrase describing the persuasive power of numbers, particularly the use of statistics to bolster weak or false arguments. In the case of icapital.biz Berhad, a listed closed-end fund, it is important that shareowners should be able to distinguish a “stock” concept from a “flow” concept. Items in a profit and loss statement are flow concepts while those in a balance sheet are stock concepts. For example, an editor of a local financial publication was sued by me for defamation, when the said person misleadingly compared an item in your Fund’s profit and loss statement with another item in the said profit and loss statement when it should have been compared with items in your Fund’s balance sheet. If you want more information, please email me at enquiries@cdam.biz.....

B4 Financial forecast / profit guarantee

The Company has not given any financial forecast or profit guarantee for the year.

ICAPITAL.BIZ BERHAD (674900-X)
 FINANCIAL REPORT FOR THE PERIOD ENDED 31 MAY 2020
 NOTES TO THE INTERIM FINANCIAL REPORT

B5 Taxation

	Current Quarter Ended		Cumulative Quarter Ended	
	31/05/2020 RM'000	31/05/2019 RM'000	31/05/2020 RM'000	31/05/2019 RM'000
Tax expense	357	516	1,869	2,056

A reconciliation of income tax expense applicable to (loss)/profit before taxation at the statutory income tax rate to income tax expense at the effective income tax rate of the Company is as follows:-

	Current Quarter Ended		Cumulative Quarter Ended	
	31/05/2020 RM'000	31/05/2019 RM'000	31/05/2020 RM'000	31/05/2019 RM'000
(Loss)/Profit before taxation	520	1,116	(1,729)	6,070
Tax at the statutory rate of 24%	125	268	(415)	1,457
Tax effects of:-				
Single tier dividends	-	(198)	(907)	(965)
Tax-exempt dividends	(119)	-	(133)	(211)
Non-deductible expenses	351	446	3,204	1,774
Under provision in previous years	-	-	120	1
Tax expense	357	516	1,869	2,056

B6 Status of corporate proposals

There was no corporate proposal announced during the current quarter or the current financial quarter-to-date.

B7 Borrowings and debt securities

There were no group borrowings and debt securities outstanding as at the end of the reporting period.

B8 Changes in material litigation

There was no material litigation pending as at the date of this report.

B9 Dividend

The Directors did not declare any dividend for the current quarter ended 31 May 2020.

ICAPITAL.BIZ BERHAD (674900-X)
FINANCIAL REPORT FOR THE PERIOD ENDED 31 MAY 2020
NOTES TO THE INTERIM FINANCIAL REPORT

B10 Earnings per share

a) Basic earnings per share

The basic earnings per share for the current quarter under review and cumulative quarter ended are computed as follows:-

	Current Quarter Ended 31/05/2020 RM'000	Cumulative Quarter Ended 31/05/2020 RM'000
(Loss)/profit after taxation	163	(3,598)
Number ordinary share capital in issue at RM1.00 each	140,000	140,000
Basic earnings per share (sen)	0.12	(2.57)

b) Diluted earnings per share

The diluted earnings per ordinary share is equal to the basic earnings per ordinary share as there were no potential dilutive ordinary shares outstanding at the end of the reporting period.

B11 Net asset value

The net asset value per share is calculated in accordance with the Securities Commission Malaysia's Guidelines for Public Offerings of Securities of Closed-end Funds.

B12 Investments

As at 31 May 2020, the Company did not have any investments in:-

- (1) securities listed on other stock exchanges;
- (2) other investment vehicles;
- (3) securities of unlisted companies; and
- (4) derivatives other than warrants, transferable subscriptions rights and convertible loan stocks.

B13 Soft Commission

The manager or their delegates have not received any soft commission during the year under review from its brokers/dealers by virtue of transaction conducted for the close-end fund.

BY ORDER OF THE BOARD

Tai Yit Chan (MAICSA No.7009143) (SSM PC No.: 202008001023)
Wong Wei Fong (MAICSA No.7006751) (SSM PC No.: 201908001352)

SECRETARIES